



ಬೃಹತ್ ಬೆಂಗಳೂರು ಮಹಾನಗರ ಪಾಲಿಕೆ
Bruhat Bengaluru Mahanagara Palike



BBMP COVID-19 WAR ROOM 24.05.2023

BBMP / COVID-19 WAR ROOM / BULLETIN – 1157/ 24.05.2023 / #BBMPfightsCOVID19



OVERVIEW OF COVID-19 IN BENGALURU

CASE TRENDS ACTIVE CASES **84**

<u>Confirmed Cases</u>	<u>Recovered Cases</u>	<u>Death Cases</u>
27 18,86,645 #	17 18,69,561 #	0 17,000 #

HOSPITALIZATION **4**

<u>ICU – V</u>	<u>ICU</u>	<u>HDU</u>	<u>General</u>
-	-	-	4

INCLUDES GOVT. QUOTA AND PRIVATE WALK-IN HOSPITALIZATION

VACCINATION **4** 2,07,00,562 #

<u>First Dose</u>	<u>Second Dose</u>	<u>Precaution Dose</u>
2 96,89,851 #	1 95,11,637 #	1 14,99,074 #

TRIAGING

MTU
5

Tele Triage
20

ACTIVE CZs

0

MCZs (< 5 cases)
0

Clusters (> 5 cases)
0

TESTING **2,666** 3,24,06,403 #

<u>RAT</u>	<u>RTPCR</u>
1,187	1,479

Positivity :0.68%
*FOR LAST 7 DAYS

: indicates cumulative numbers till date



ABSTRACT OF COVID-19 SCENARIO IN BENGALURU

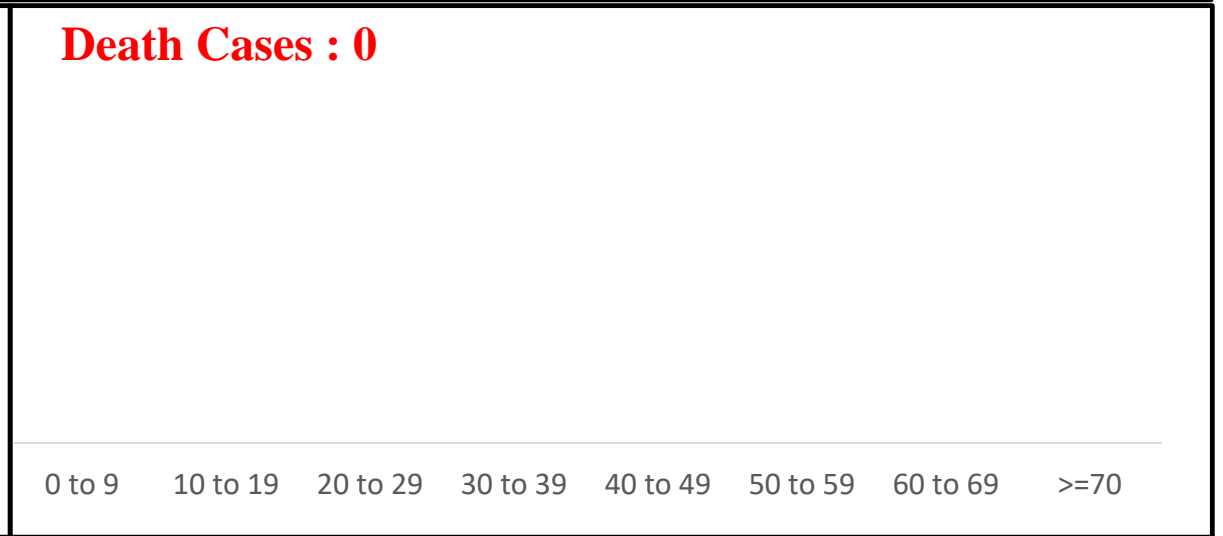
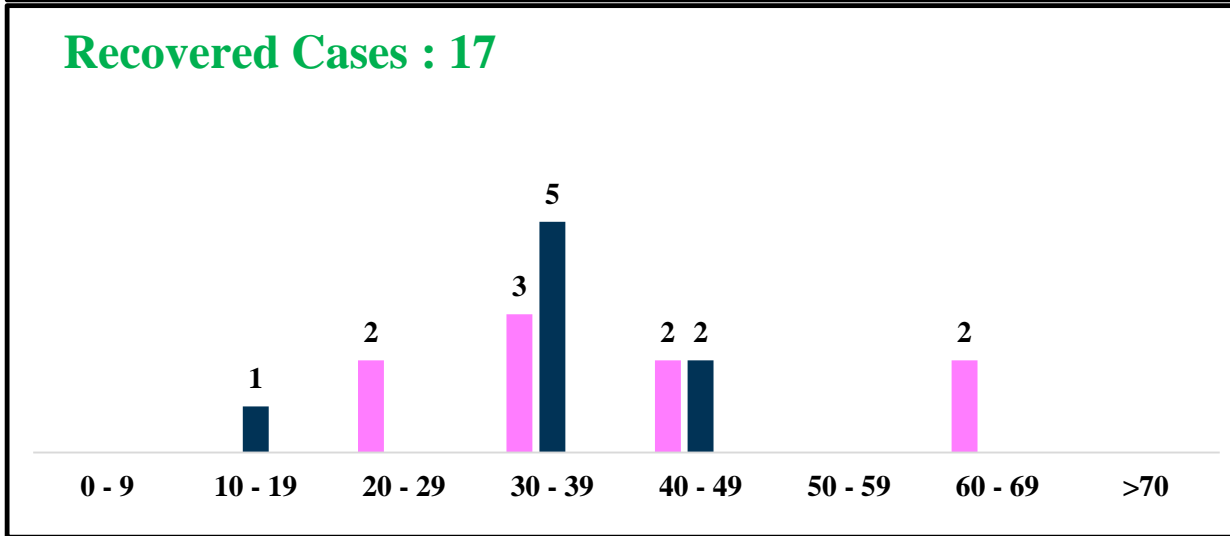
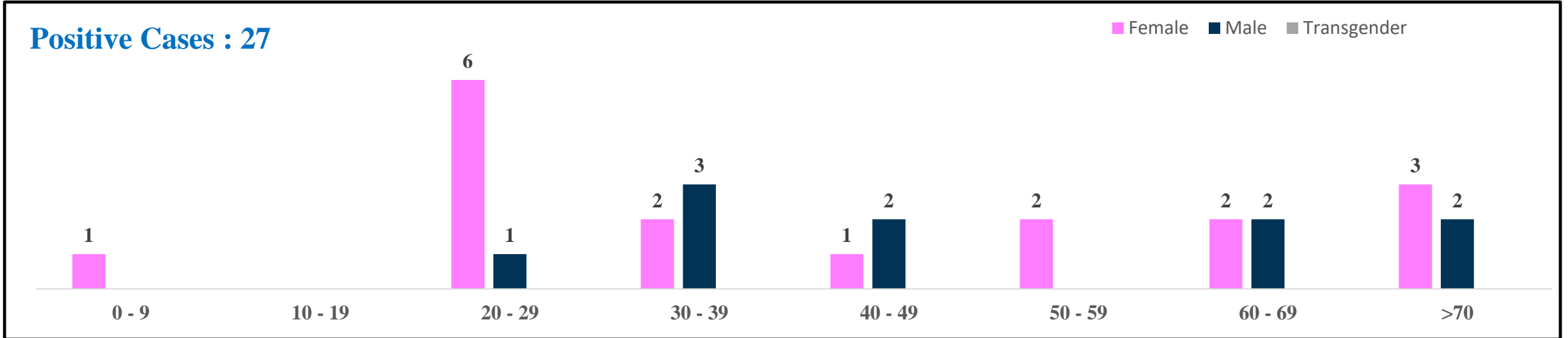


	MALE			FEMALE			TRANSGENDER			TOTAL		
	Last 24 Hours	Last 7 Days	Cumulative	Last 24 Hours	Last 7 Days	Cumulative	Last 24 Hours	Last 7 Days	Cumulative	Last 24 Hours	Last 7 Days	Cumulative
Positive Cases	10	61	11,11,885	17	62	7,74,564	0	0	196	27	123	18,86,645
Recovered Cases	8	100	10,99,506	9	88	7,68,925	0	0	187	17	188	18,69,561
Death Cases	0	0	10,769	0	0	6,227	0	0	4	0	0	17,000
Total Tests Done	In Last 24 hrs. : 2,666			In last 7 days : 17,978			Cumulative : 3,24,06,403					
983	In Last 24 hrs. : 4			In last 7 days : 62			Cumulative : 2,07,00,562					
ACTIVE CASES									84			

*Covid deaths occurred today : 00 | Covid deaths occurred beyond last 24hrs., reported today : 00



LAST 24 HOURS AGE GROUP AND GENDER WISE DISTRIBUTION

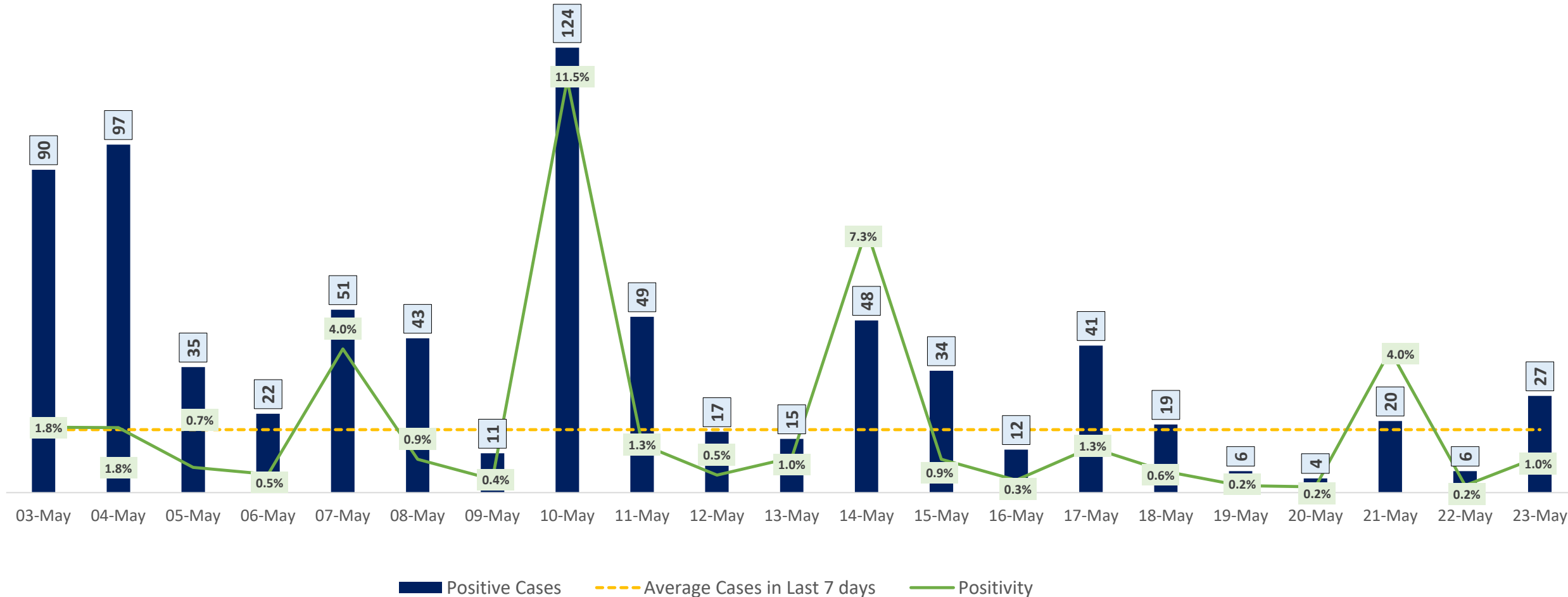




POSITIVITY RATE OF BENGALURU – LAST 21 DAYS



Average Cases in Last 7 days : 18

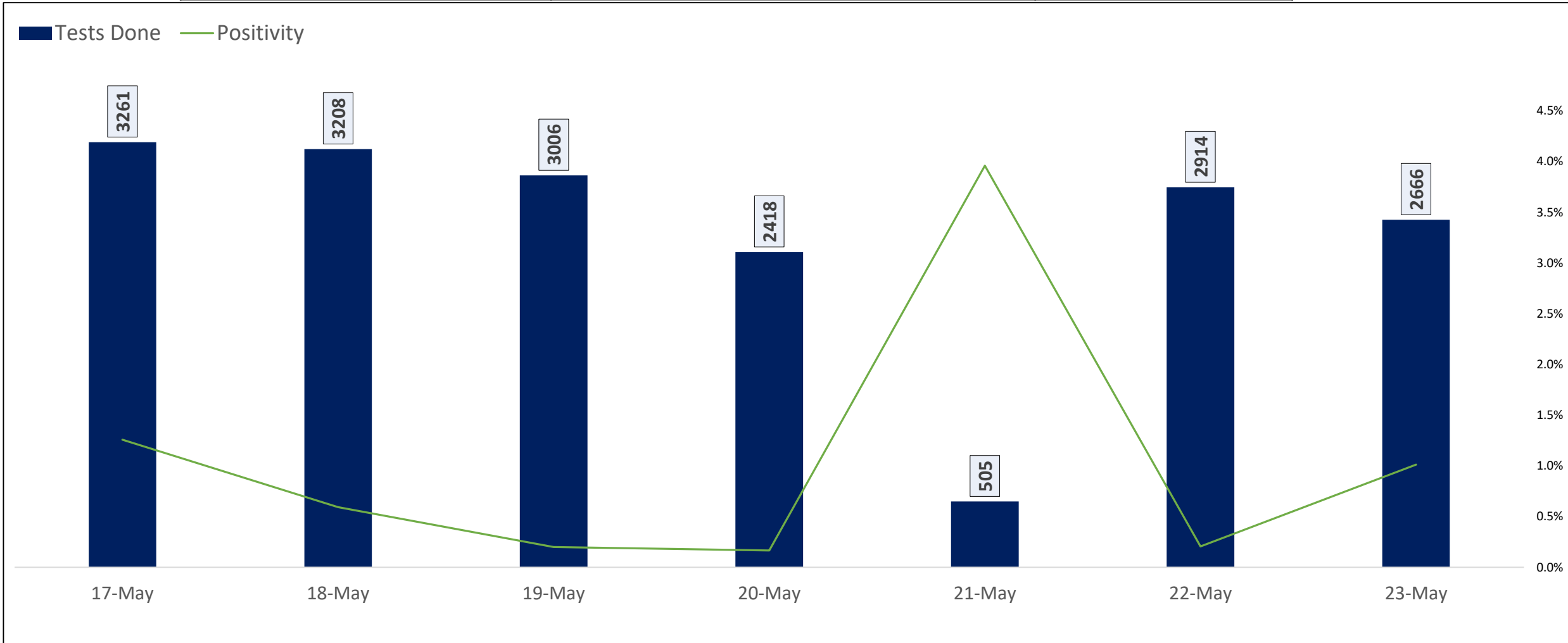




TESTING TRENDS IN BENGALURU

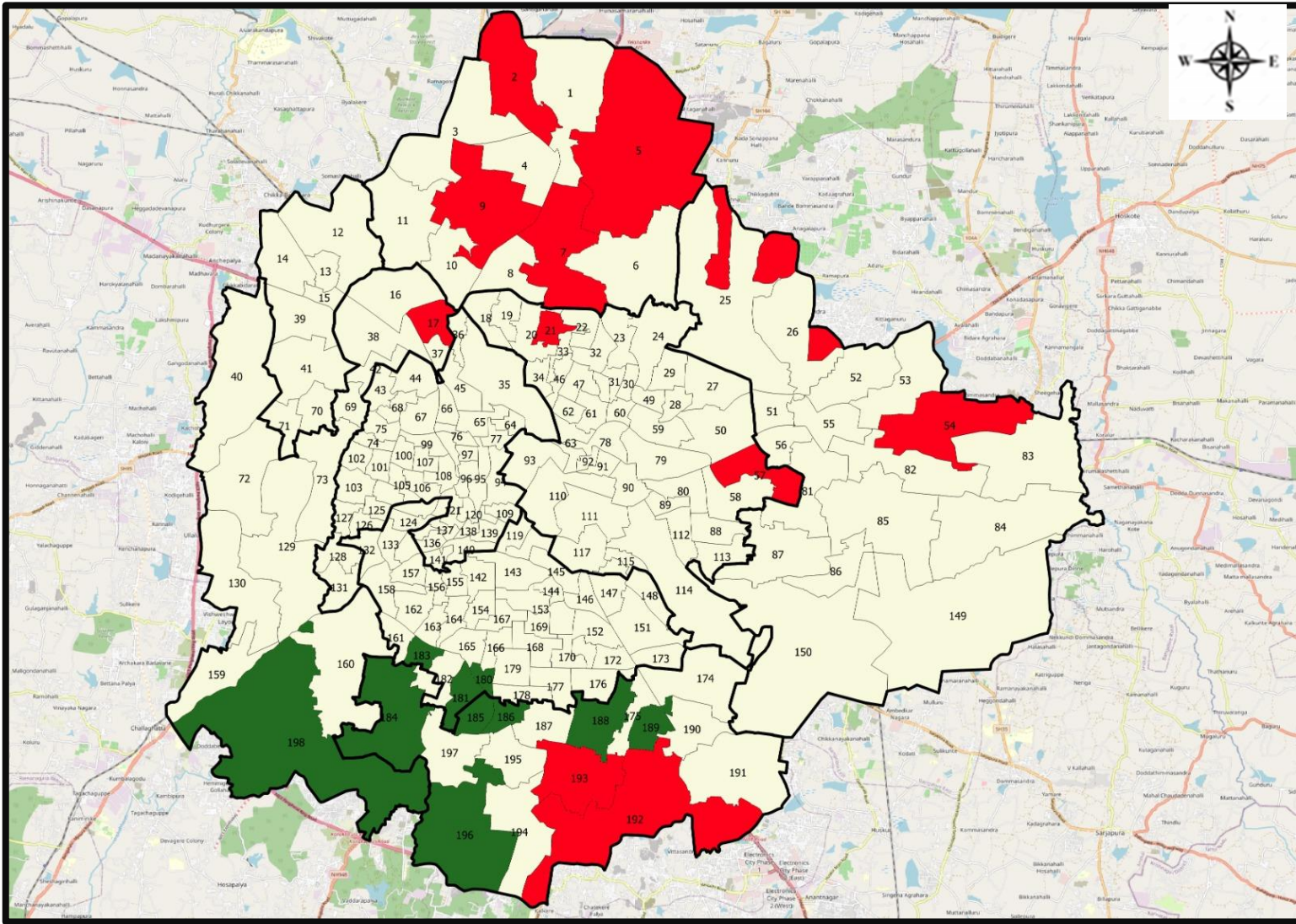


Total Test Conducted Till Date	Test Conducted Last 24 hours	Last 7 Days Average
3,24,06,403	2,666	2,568





BENGALURU URBAN MAP SHOWING TREND OF POSITIVE CASES IN LAST 7 DAYS



Top 10 wards reporting highest number of positive cases in last 10 days

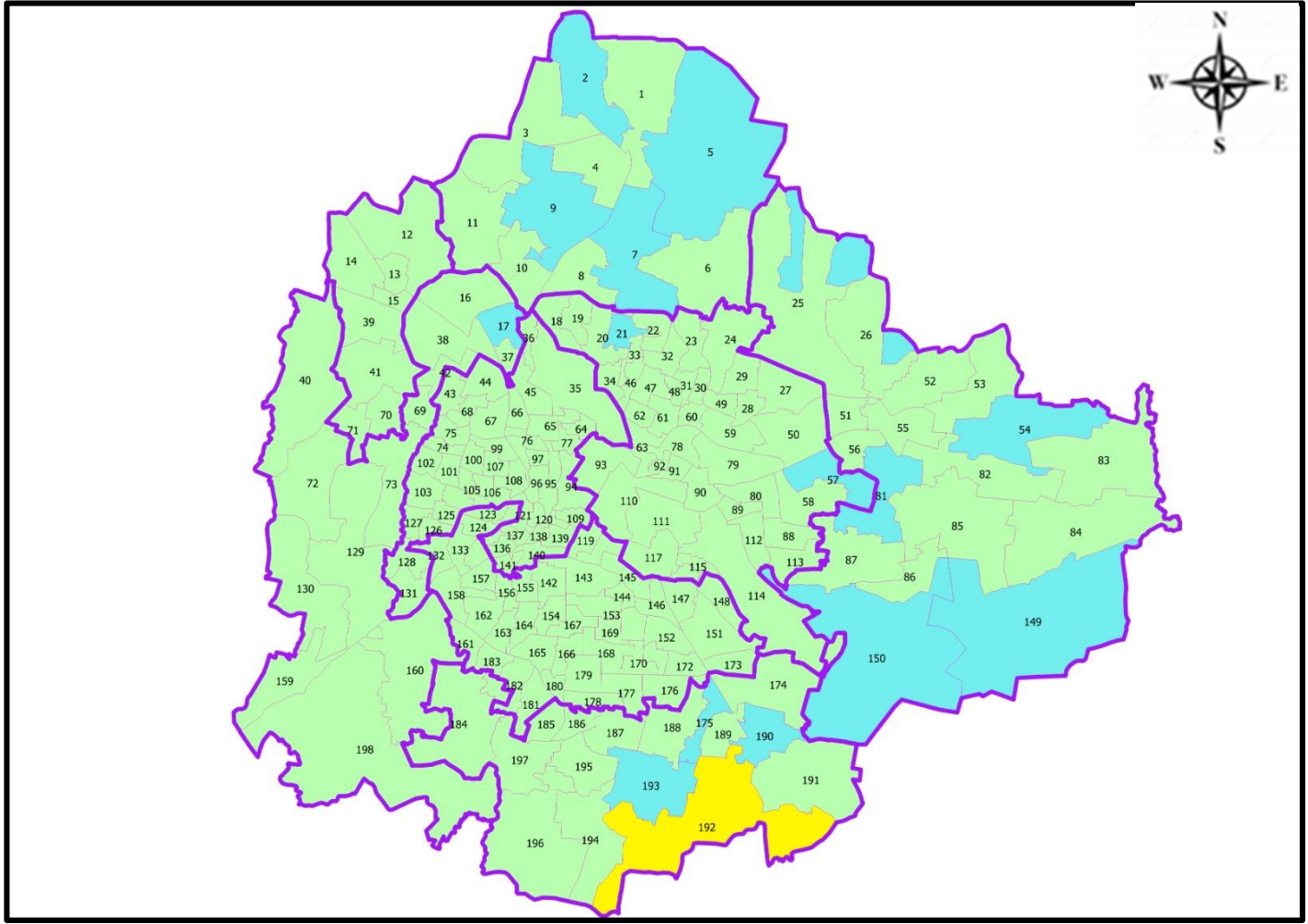
Ward No.	Ward Name	Daily Cases Average
192	Begur	1
5	Jakkuru	1
193	Arakere	1
2	Chowdeshwari Ward	1
7	Byatarayanapura	1
9	Vidyaranyapura	1
17	JP Park	1
21	Hebbal	1
54	Hudi	1
57	CV Raman Nagar	1







Top 10 wards reporting least number of positive cases in last 7 days

Ward No.	Ward Name	Daily Cases Average
198	Hemmigepura	0
196	Anjanapura	0
189	Hongasandra	0
188	Bilekhali	0
186	Jaraganahalli	0
185	Yelchenahalli	0
184	Uttarahalli	0
183	Chikkalsandra	0
181	Kumaraswamy Layout	0
180	Banashankari Temple Ward	0



BENGALURU MAP SHOWING INTENSITY OF POSITIVE CASES IN LAST 7 DAYS



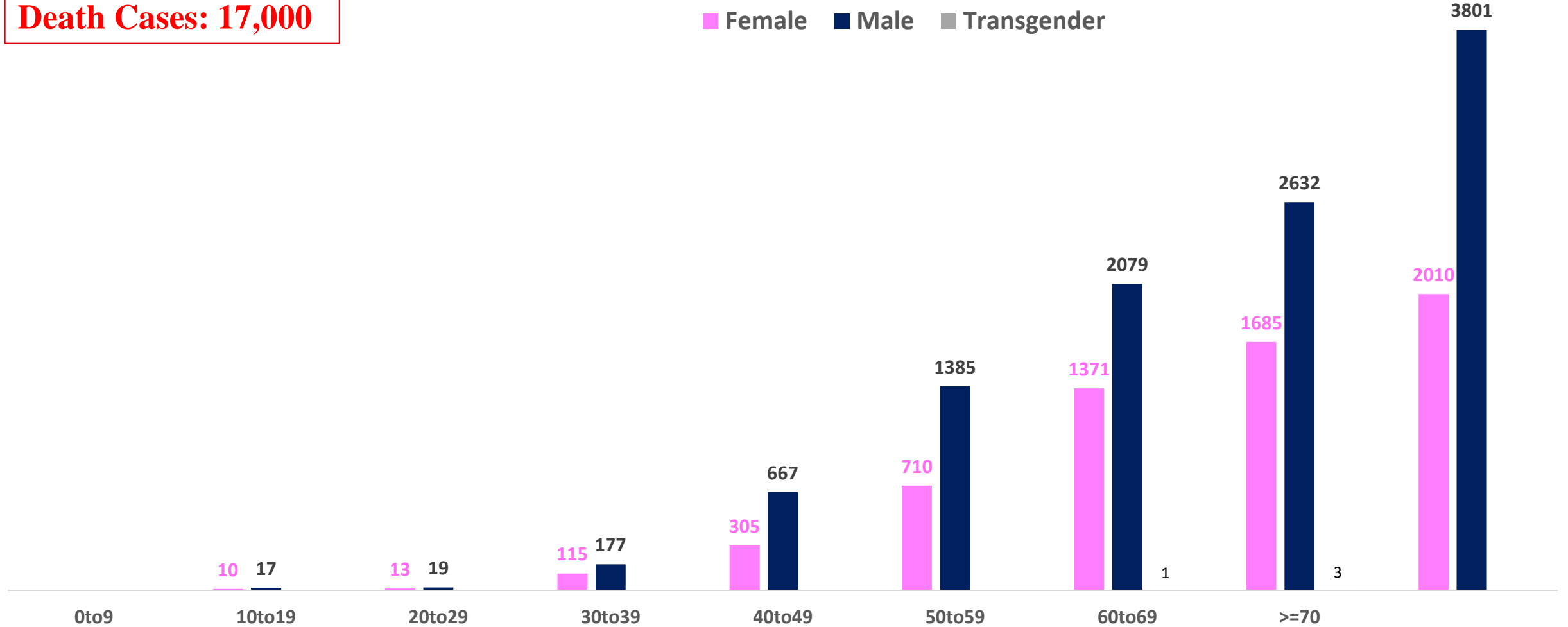
-  Level 1 : 0 to 1 Cases
-  Level 2 : 1 to 3 Cases
-  Level 3 : 3 to 5 Cases
-  Level 4 : 5 to 10 Cases
-  Level 5 : More than 10 Cases
-  Zone Boundaries



AGE AND GENDER WISE DISTRIBUTION OF DEATH CASES



Death Cases: 17,000





SNAPSHOT OF COVID-19 CASES IN BENGALURU URBAN



**Total Wards With
< = 1 Cases* :
153**

**Tests Conducted
on 23.05.2023:
2,666**

**Recovery
Rate*:
99.09%**

**Total
Active Cases :
84**

**Total Vaccinated
on 23.05.2023:
4**

**Positivity
Rate* :
0.68%**

**Active
Rate*:
0.00%**

**Case
Fatality Rate* :
0.00%**





*Total positive cases In the past 7 days

*CFR and positivity is for Past 7 days



ಬೃಹತ್ ಬೆಂಗಳೂರು ಮಹಾನಗರ ಪಾಲಿಕೆ
Bruhat Bengaluru Mahanagara Palike



Download BBMP Bulletin	https://apps.bbmpgov.in/covid19/mediabulletin.php
To register for vaccination :	https://selfregistration.cowin.gov.in/
BBMP COVID19 Dashboard:	https://apps.bbmpgov.in/covid19/
Follow us on:	 www.facebook.com/bbmp.comm1/
	 twitter.com/BBMPCOMM
	  BBMPSplHealth

Issued by:

Honorable Chief Commissioner, BBMP
Special Commissioner Health, BBMP
MD, Bengaluru Smart City Limited

THANK YOU !

